

PAL WV-CF344 (24 V AC or 12 V DC)
WV-CF354 (24 V AC or 12 V DC)
WV-CF374 (24 V AC or 12 V DC)



Smart look Day/Night Fixed Dome Camera with advanced features

Key Features

- High resolution: 650 TV lines
- High sensitivity with Day/Night function: 0.08 lx (Color), 0.008 lx (B/W) at F1.4. IR cut filter switches on/off to enhance the sensitivity in B/W mode. (WV-CF374)
- High sensitivity with Day/Night (electrical) function: 0.08 lx (Color), 0.05 lx (B/W) at F1.4 (WV-CF344/WV-CF354)
- ABS (Adaptive Black Stretch) enhances visibility of dark area without degrading image quality in bright area.
- ABF (Auto Back Focus) ensures easy installation (WV-CF354).
- Focus Assist ensures easy installation.(WV-CF344/WV-CF374)
- Various adjustment features including BLC (Back-Light Compensation), ATW (Auto Tracing White Balance) and ALC (Automatic Light Control)
- 2.8 ~ 10 mm 3.6x Varifocal Auto Iris lens
- 16 axis matrix color compensation function enables wider range of natural color adjustment.
- Adaptive Digital Noise Reduction: Integration of 2D-DNR and 3D-DNR ensures noise reduction in various conditions.
- Electronic sensitivity enhancement: Auto (Up to 32x) / Fix (Up to 512x)
- Electronic shutter from 1/120 to 1/120,000 sec.
- Digital zoom: Up to 2x
- Auto Image Stabilizer for applications where vibration or wind is a concern
- Internal synchronization
- Over the coaxial cable data communication
- 16 alphanumeric camera title display
- Multi language: English, French, Italian, Spanish, German, Russian, Chinese, Japanese

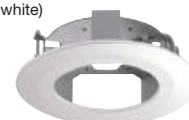
- Wide coverage :
 - WV-CF344 Horizontal: 100.3 °, Vertical: 73.5 °
 - WV-CF354 Horizontal: 100.3 °, Vertical: 73.4 °
 - WV-CF374 Horizontal: 100.8 °, Vertical: 73.8 °
- Lens Distortion Correction
- On screen display menu
- Monitor output and ELC mode for easier lens adjustment upon installation
- 3-way hinge (horizontal, vertical and swivel rotation) for easy installation
- Various mounting options: Surface mount, Embedded mount (with optional WV-Q174)
- Smart look fits for various applications such as shopping mall, hotels and hospitals.

Standard Accessories

Installation Guide	1 pc.	CD-ROM*	1 pc.
The following is used during installation procedures:			
Installation template panel.....	1 pc.		
*The CD-ROM contains the operating instructions (PDF).			

Optional Accessories

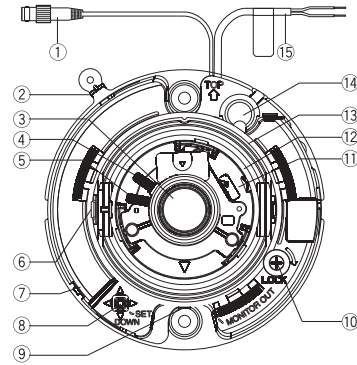
Embedded Ceiling Mount Bracket (Sail white)
WV-Q174



Specifications

TV System	PAL
Camera	Image Sensor 1/3 type interline transfer CCD
	Effective Pixels 976 (H) x 582 (V)
	Scanning Mode 2:1 interlace
	Scanning Area 4.8 (H) x 3.6 (V) mm
	Scanning Frequency Horizontal: 15.625 kHz Vertical: 50.00 Hz
	Horizontal Resolution 650 TV lines
	Minimum Illumination Color: 0.08 lx (Sens Up: Off, AGC: High) B/W: WV-CF344/WV-CF354 0.05 lx (Sens Up: Off, AGC: High) WV-CF374 0.008 lx (Sens Up: Off, AGC: High)
	Signal-to-Noise Ratio 52 dB (AGC: OFF)
	White Balance AWC (2,000 ~ 10,000 K), ATW1 (2,700 ~ 8,000 K), ATW2 (2,400 ~ 8,000 K)
	Light Control ALC/ALC+/ELC
	AGC ON (LOW, MID, HIGH) / OFF
	Electronic Shutter OFF (1/50), AUTO, 1/120, 1/250, 1/500, 1/1,000, 1/2,000, 1/4,000, 1/10,000, 1/120,000
	Electronic Sensitivity UP 32x max. AUTO, 512x max. FIX
	Day & Night WV-CF374: Day & Night (IR) Off / Auto1 / Auto2 / On WV-CF354/WV-CF344: Day & Night (Electrical) Off / Auto
	Digital Noise Reduction High or Low
	Scene File 2 patterns
	Video Motion Detection OFF / MOTION DET / SCENE CHANGE
	Privacy Zone ON (1) / ON (2) / OFF, up to 8 zones
	Auto Image Stabilizer ON / OFF
	Camera Title 16 alphanumeric characters
	Synchronization Internal (INT)
Lens	Focal Length 2.8 mm ~ 10.0 mm
	Zoom Ration 3.6x
	Angular Field of View WV-CF344 H: 27.6° (Tele) ~ 100.3° (Wide), V: 20.7° (Tele) ~ 73.5° (Wide) WV-CF354 H: 27.8° (Tele) ~ 100.3° (Wide), V: 20.9° (Tele) ~ 73.4° (Wide) WV-CF374 H: 27.6° (Tele) ~ 100.8° (Wide), V: 20.7° (Tele) ~ 73.8° (Wide)
	Maximum Aperture Ratio WV-CF344/374 1:1.3 (Wide) ~ 3.1 (Tele) WV-CF354 1:1.3 (Wide) ~ 3.0 (Tele)
	Focusing Range 0.3 m (0.98 ft.) ~ ∞
Adjustable angle range	Pan: +180° to -170° Tilt: ±90° Azimuth: ±100°
Input/ Output	Video Output 1.0 V [p-p] / PAL composite 75
	Controller Interface Coaxial Multiplex System
General	Setup Method OSD setup menu
	Password Lock All menus
	Language English, Russian, German, French, Italian, Spanish, Chinese, Japanese
	Safety/EMC Standard CE (EN55022 ClassB, EN55024), GOST (GOST R 51558)
	Power Source and Power Consumption 12 V DC, 180 mA / 24 V AC, 50/60 Hz, 2.1 W
	Ambient Operating Temperature -10 °C ~ +50 °C (14 °F ~ 122 °F)
	Ambient Operating Humidity 90 % or less (without condensation)
	Dimensions ø108 x 94 mm (H) (ø4-1/4" x 3-3/4" (H))
	Mass (approx.) 320 g
	Finish ABS resin / Sail White

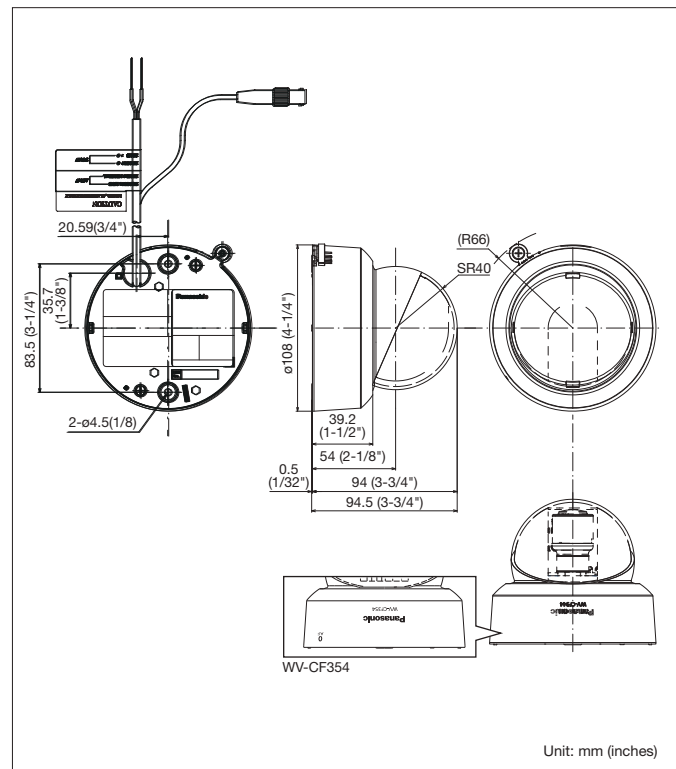
Part Names and Functions



* This illustration represents WV-CF344.

- | | |
|--|----------------------------------|
| ① Video output connector | ⑨ Adjustment monitor output jack |
| ② Mark | ⑩ Panning table lock screw |
| ③ Lens | ⑪ Azimuth adjuster |
| ④ Focus knob (with lock function) [WV-CF374/CF344] | ⑫ Tilting table |
| ⑤ Zoom knob (with lock function) | ⑬ Panning table |
| ⑥ Tilting lock screw | ⑭ Cable access hole |
| ⑦ AF button [WV-CF354] | ⑮ Power cord |
| ⑧ Set up button [WV-CF374/CF344] | |

Appearance



Trademarks and registered trademarks

– Microsoft, and Windows are registered trademarks of Microsoft Corporation in the U.S. and other countries.

Important

– Safety Precaution: carefully read the operating instructions and installation manual before using this product.

– "Super Dynamic", "SDII", "SDIII", "SD5", "SD5Link", "SD6", "i-PRO" and "i-PRO SmartHD" logos are trademarks or registered trademarks of Panasonic Corporation.

- All TV pictures are simulated.
- Weights and dimensions are approximate.
- Specifications are subject to change without notice.
- These products may be subject to export control regulations.
- All product pictures are NTSC models.

DISTRIBUTED BY:

Panasonic®

<http://panasonic.net/security/>

Printed in Japan (2A-083AA)